




Super Heroes



Sample Sentences

Q: Are you free at 7:00 a.m.?

A: Yes, I am. / Sure. -OR-

No. I have to fly to New Delhi, stop the earthquake and save all the people.

Q: Are you free at _____?

A: Yes, I am.

Q: Do you have free time at _____?

A: Yes, I do.

Q: Are you free at _____?

A: No, I'm not.

Q: Do you have free time at _____?


A: No, I don't.

Q: Why not?





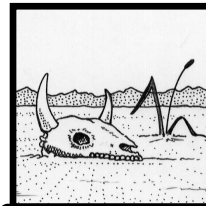
A: I have to fly to _____, stop the _____ and save all the people.

Natural Disasters

avalanche • blizzard • drought • earthquake • flood • forest fire • hurricane
mudslide • sandstorm • tidal wave • tornado • volcanic eruption



sandstorm



Super Heroes

Mercury Man's Schedule

7:00 a.m. Forest fire in _____
8:00 (Free Time) _____
9:00 Tidal wave in _____
10:00 Volcanic eruption in _____
11:00 (Free Time) _____
12:00 p.m. Mud slide in _____
1:00 (Free Time) _____



"It's tough being a hero."

2:00 Hurricane in _____
3:00 (Free Time) _____
4:00 Tornado in _____
5:00 (Free Time) _____
6:00 Earthquake in _____
7:00 Blizzard in _____
8:00 (Free Time) _____

Venus Woman's Schedule

7:00 a.m. (Free Time) _____
8:00 Earthquake in _____
9:00 (Free Time) _____
10:00 Avalanche in _____
11:00 (Free Time) _____
12:00 p.m. Blizzard in _____
1:00 Sandstorm in _____



"It's tougher being a heroine."

2:00 (Free Time) _____
3:00 Flood in _____
4:00 Volcanic eruption in _____
5:00 (Free Time) _____
6:00 Hurricane in _____
7:00 Drought in _____
8:00 (Free Time) _____

Pluto Pup's Schedule

7:00 a.m. Sandstorm in _____
8:00 (Free Time) _____
9:00 Tornado in _____
10:00 (Free Time) _____
11:00 Drought in _____
12:00 p.m. (Free Time) _____
1:00 Forest fire in _____



"It's toughest being a dog."

2:00 Avalanche in _____
3:00 Tidal wave in _____
4:00 (Free Time) _____
5:00 Flood in _____
6:00 (Free Time) _____
7:00 (Free Time) _____
8:00 Mud slide in _____

avalanche • blizzard • drought • earthquake • flood • forest fire • hurricane
mudslide • sandstorm • tidal wave • tornado • volcanic eruption



Super Heroes



1. Student ability: **Beginner ~ Intermediate**
2. Approximate length of lesson: **30+**
3. Number of students necessary: **3**
4. Preferred age/maturity: **JHS, HS, College, Adult**
5. Type of lesson: **Tri Work (Three Students)**

Language Target: Learning vocabulary of natural disasters, practicing present tense Q + A, setting up a time schedule using the phrase “have to.”

Setting Up: This is a two-part lesson; Part 1 concentrates on natural disaster vocabulary as well as structured question and answer patterns concerning appointment making. Part 2 gives students the opportunity to assume the role of a super hero who is entrusted with the super human tasks of stopping natural disasters from occurring in places around the world.

Beginning with Part 1, go through all of the natural disaster vocabulary with the students. Have all the students write the appropriate natural disaster below each picture. Next, review the sample sentences. Explain that this language is

useful for setting up appointments, specifically Super Hero appointments. Point out that the super heroes have to fly to some place, stop the natural disaster and save all the people.

Getting Started: Part 1: Put the students into groups of three and hand out Worksheet B, one per group. Students decide which Super Hero they'd prefer to be. They need to cut the worksheet into three sections; giving each student one of the super heroes' schedules.

(These schedules represents one day in the lives of super heroes who have to perform feats of salvation around the world to stop natural disasters from occurring.)

These super heroes are all pretty busy, but, **they must find time in their schedules to have their picture taken together** to give out to their fans. The problem is finding time to get together to have their picture taken. Finding a time slot becomes the task for the students.

Students must first complete their time schedules. They should ignore all lines that indicate free time, but they must fill in a location (city or country name) for the natural disasters to occur. When students have written in locations for the disasters, they need to find a time to have their fan club picture taken. The dialogue would be something like this:

Venus Woman:

“Mercury Man, are you free at 7:00 a.m.?”

Mercury Man:

“Sorry, I'm busy at 7:00 a.m. I have to fly to **Alaska**, stop the forest fire and save all the people.”

Venus Woman:

“Pluto Pup, are you free at 7:00 a.m.?”

Pluto Pup:

“No, I’m not. I have to fly to **Egypt**, stop the sandstorm and save all the people.”

Note: There is no time when all three are free; this leads into higher-level language practice because students have to negotiate with the others to rearrange their schedules.

Variation 1: If working with lower-level students, prior to copying the super hero schedules (Part 2), white out Pluto Pup’s last appointment (the 8:00 p.m. Mudslide). Then make copies. This will be the only available time slot in which all three super heroes are all unoccupied.


Variation 2: It’s easy to introduce other verb tenses into this lesson. Simply change the schedule from today to yesterday, tomorrow, last week, next

week, etc. (Were you free ...? Will you be free...?)

Variation 3: Encourage advanced students to explain ‘**how**’ they plan to stop the natural disasters. This will challenge even some of the best English speakers. Additionally, the other two Super Heroes could offer advice or even disagree with the method.

Building Fluency: Encourage students to collect newspaper clippings of real natural disasters around the world. (They could start building a scrapbook) This is an especially realistic and motivating way to have discussions based on what actually happened, why it happened, what was done about it, or how it could have been less disastrous, etc.

Illustrated by Duncan Mason



Use them with all of your classes!
Use them over and over - for years!
Use them to get your students motivated!

Ask your school to place the order

INVITE YOUR SCHOOL TO **ORDER** ALL 160+ FUN LESSON WORKSHEETS



Fax Order Form



\$87.50
(US Dollars)



160+
FUN LESSON WORKSHEETS



LESSON COLLECTION SET #1

LESSON COLLECTION SET #2

LESSON COLLECTION SET #3

LESSON COLLECTION SET #4

LESSON COLLECTION SET #5

Customer Information (Please print clearly)

| | |
|--|--|
| <input style="width: 95%;" type="text"/> | <input style="width: 95%;" type="text"/> |
| First Name: | Last Name: |
| <input style="width: 95%;" type="text"/> | <input style="width: 95%;" type="text"/> |
| Phone: | Fax: |
| <input style="width: 95%;" type="text"/> | <input style="width: 95%;" type="text"/> |
| Company / School: | E-mail |

Shipping Information

| | |
|--|--|
| <input style="width: 95%;" type="text"/> | |
| Address | |
| <input style="width: 95%;" type="text"/> | <input style="width: 95%;" type="text"/> |
| City | State/Province |
| <input style="width: 95%;" type="text"/> | <input style="width: 95%;" type="text"/> |
| Country | Zip Code |

Credit Card Information for Fax (Check the appropriate box)

| |
|--|
| Visa <input type="checkbox"/> Master Card <input type="checkbox"/> American Express <input type="checkbox"/> Discover <input type="checkbox"/> |
|--|

Your credit card will be billed by the business name of Infinity Inc.

| | |
|--|--|
| <input style="width: 95%;" type="text"/> | <input style="width: 95%;" type="text"/> |
| Card Number | Expiration Date (mm / yy) |

Bank / Wire Transfer

Account Number: 01631-03525
Kurt Scheibner
Bank of America

Check / Money Order (\$87.50 USD or equivalent) Send To:

Kurt Scheibner
EFL4U.com
1-1-52 Kakyoin, Asahi Plaza Kakyoin #904
Sendai, Japan 980-0013
Fax: (81) 22 262-8109